

# Surfing Safely

## Cyber Safety Lesson Plan (Age 7)

This lesson aims to teach young students about safe internet browsing, distinguishing between child-appropriate and inappropriate websites, and understanding the basic rules of internet safety.

### Learning Objectives

Students will be able to:

- Identify safe and unsafe websites for children.
- Understand and apply basic rules for safe internet browsing.
- Recognise the importance of asking for permission before accessing new content online.

### Duration

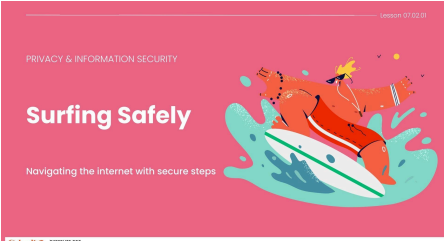
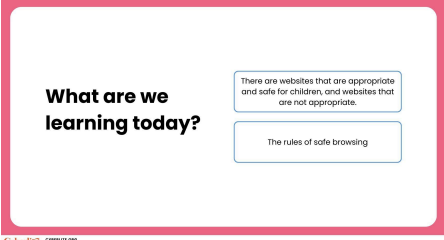
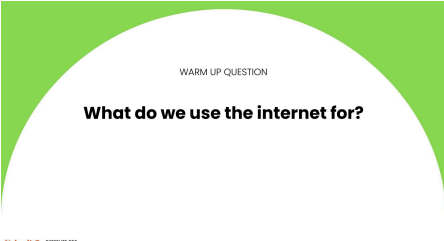
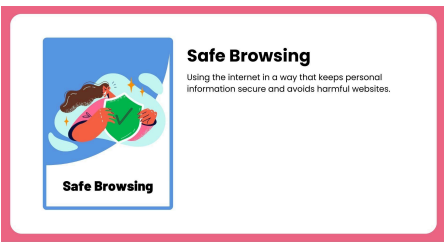
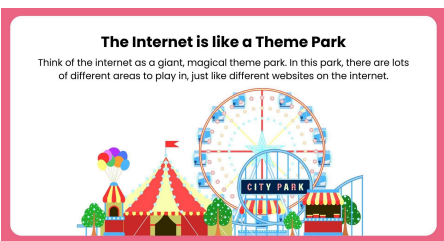
30 minutes

### Key Concepts

- **Safe Browsing:** Using the internet in a way that keeps personal information secure and avoids harmful websites.

### Internet Independent Framework

The learning objectives in this workshop are aligned with the Privacy and Information Security pillar of the Internet Independent Framework. Visit [cyberlite.org](https://www.cyberlite.org) for more information.

LESSON SLIDE	WHAT TO SAY OR DO
 <p>Lesson 07.02.01</p> <p>PRIVACY &amp; INFORMATION SECURITY</p> <h2>Surfing Safely</h2> <p>Navigating the internet with secure steps</p> <p>Cyberlite CYBERLITE.ORG 2023-2024 Cyberlite Books Pte. Ltd. All Rights Reserved.</p> <p>Slide 1</p>	<p>Welcome students to the lesson and briefly explain that today's lesson is about surfing the internet safely.</p>
 <p>What are we learning today?</p> <ul style="list-style-type: none"> <li>There are websites that are appropriate and safe for children, and websites that are not appropriate.</li> <li>The rules of safe browsing</li> </ul> <p>Cyberlite CYBERLITE.ORG 2023-2024 Cyberlite Books Pte. Ltd. All Rights Reserved.</p> <p>Slide 2</p>	<p>Share the lesson objectives of what students will be learning today.</p>
 <p>WARM UP QUESTION</p> <h3>What do we use the internet for?</h3> <p>Cyberlite CYBERLITE.ORG 2023-2024 Cyberlite Books Pte. Ltd. All Rights Reserved.</p> <p>Slide 3</p>	<p>Ask students about their uses of the internet to engage them and assess their prior knowledge. Students of this age are often already exposed to screen time (such as watching YouTube videos or playing games), but they might not understand the concept of the internet.</p>
 <h3>Safe Browsing</h3> <p>Using the internet in a way that keeps personal information secure and avoids harmful websites.</p> <p>Cyberlite CYBERLITE.ORG 2023-2024 Cyberlite Books Pte. Ltd. All Rights Reserved.</p> <p>Slide 4</p>	<p>Explain the term "safe browsing" and its importance for protecting personal information online.</p>
 <h3>The Internet is like a Theme Park</h3> <p>Think of the internet as a giant, magical theme park. In this park, there are lots of different areas to play in, just like different websites on the internet.</p> <p>Cyberlite CYBERLITE.ORG 2023-2024 Cyberlite Books Pte. Ltd. All Rights Reserved.</p> <p>Slide 5</p>	<p>Compare the internet to a theme park with different areas, some safe and others not, to simplify the concept of internet navigation.</p>

**Surfing Safely Online**  
Just like a theme park in the real world...

...there are areas on the internet that are **safe for kids**...

...and other places that are for older teens and adults only!

Cyberlite © 2023-2024 Cyberlite Books Pte. Ltd. All Rights Reserved.

Slide 6

Discuss examples of child-friendly websites and caution against sites not suitable for kids, stressing the importance of adult permission before exploring new sites.

**Safe to Play Areas**

There are safe websites that are **made just for kids**, with games, cartoons, and learning activities that are just right for you.

**What are some apps or websites you like to visit?**

Cyberlite © 2023-2024 Cyberlite Books Pte. Ltd. All Rights Reserved.

Slide 7

Using the analogy of the theme park, explain how some areas of the internet are designed for kids their age. Give examples of age-appropriate apps and ask students to share the apps they might already be using at home.

**Stay Away Areas**

Like the theme park, some areas are not safe for kids to play in. These are websites that might have content that is **confusing, scary, or not meant for kids**.

That's why you should **always ask a parent or teacher for permission** before visiting a new website or downloading an app!

Cyberlite © 2023-2024 Cyberlite Books Pte. Ltd. All Rights Reserved.

Slide 8

Explain the idea that there are places online that children should stay away from, which is why it's important to always ask a parent or teacher for permission before visiting new websites or apps.

**Rules for Safe Browsing**  
Just like how there are rules for playing safely in the theme park, there are rules for being safe online!

Cyberlite © 2023-2024 Cyberlite Books Pte. Ltd. All Rights Reserved.

Slide 9

Introduce basic internet safety rules:

- Ask for permission: Always ask a parent or teacher first if a website or app is safe for you.
- Be careful what you click on: Not all pictures or buttons are safe - some might take you to unsafe areas.
- Don't talk to strangers: Don't reply to messages from strangers and tell a parent or teacher immediately.

ACTIVITY

**Safe to Play or Stay Away?**


Decide with a thumbs up or thumbs down!


Cyberlite © 2023-2024 Cyberlite Books Pte. Ltd. All Rights Reserved.

Slide 10

Conduct an interactive quiz where students have to determine whether something is safe to play or not safe (stay away).

**Instructions**  
Can you tell if something is safe or not safe?

 **Thumbs Up to say "IT'S SAFE!"**




 **Thumbs DOWN to say "IT'S NOT SAFE!"**

Cyberlite CYBERLITE.ORG 2023-2024. All Rights Reserved. All images reserved.



Slide 11

Ask students to vote using a thumbs up/down response.

QUESTION 1  
**This game for 13+ year olds**

 **Safe?**   **Not Safe?**

QUESTION 1  
**This game for 13+ year olds**

  **Not Safe!**




Cyberlite CYBERLITE.ORG 2023-2024. All Rights Reserved. All images reserved.

Slide 12-13



Read the question and ask students to vote.

Reveal the answer and explain that an app for 13+ year olds means they are too young to play.

QUESTION 2  
**This video on YouTube Kids**

 **Safe?**   **Not Safe?**

QUESTION 2  
**This video on YouTube Kids**

 **Safe!** 




Cyberlite CYBERLITE.ORG 2023-2024. All Rights Reserved. All images reserved.

Slide 14-15

Read the question and ask students to vote.

Reveal the answer and discuss that YouTube Kids is a safe place to find suitable content for kids their age.

QUESTION 3  
**This app that teaches math**

 **Safe?**   **Not Safe?**

Cyberlite CYBERLITE.ORG 2023-2024. All Rights Reserved. All images reserved.

Read the question and ask students to vote.

Reveal the answer and explain that educational apps that teaches math are safe to play.

QUESTION 3

**This app that teaches math**

**Safe!**

Cyberlite CYBERLITE CONSULTING AND TRAINING PTY. LTD. ALL RIGHTS RESERVED.

Slide 16-17

QUESTION 4

**This news website**

**Safe?** **Not Safe?**

Cyberlite CYBERLITE CONSULTING AND TRAINING PTY. LTD. ALL RIGHTS RESERVED.

QUESTION 4

**This news website**

**Not Safe!**

Cyberlite CYBERLITE CONSULTING AND TRAINING PTY. LTD. ALL RIGHTS RESERVED.

Slide 18-19

WRAP UP

**What have you learned today?**

Let's reflect on today's lesson.

Cyberlite CYBERLITE CONSULTING AND TRAINING PTY. LTD. ALL RIGHTS RESERVED.

Slide 20

**Remember This!**

- Always be smart and careful when you're using the internet.
- Follow the rules for safe browsing:
  - Ask for permission
  - Be careful what you click on
  - Don't talk to strangers
- Ask for help from a parent or teacher if you're worried or confused which websites are safe to play and which ones you should stay away from.

Cyberlite CYBERLITE CONSULTING AND TRAINING PTY. LTD. ALL RIGHTS RESERVED.

Slide 21

Read the question and ask students to vote.

Reveal the answer and emphasise that news websites are for adults because it may contain worrying or confusing information for children.

Facilitate a reflection on the day's learning, inviting students to share their insights and how they plan to apply the lessons.

Summarise important safety tips, reminding students to always navigate the web with caution and seek guidance from adults.

A red rectangular slide with the text "Well Done!" in white, bold font. In the top right corner, it says "Lesson 07.02.01". In the bottom left corner, there is a small Cyberlite logo and the text "Cyberlite Books Pte. Ltd. All Rights Reserved." Below the slide, the text "Slide 22" is written.	<p>Congratulate the students for their thoughtful participation and remind them of the importance of surfing safely online.</p>
---	---