

# Follow the Footprints

Cyber Safety Lesson Plan (Age 10)

This lesson guides students in understanding their digital footprints, emphasising the lasting impact of online actions and the need for responsible digital behaviour.

## Learning Objectives

Students will be able to:

- Explain how one's online activities contribute to their digital footprint.
- Identify the long-term implications of sharing information online.

## Duration

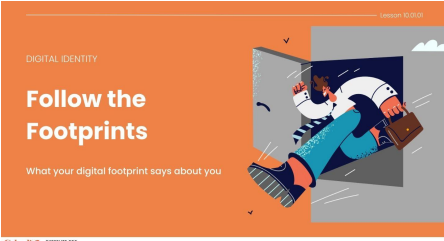
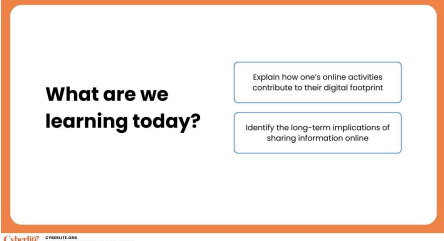
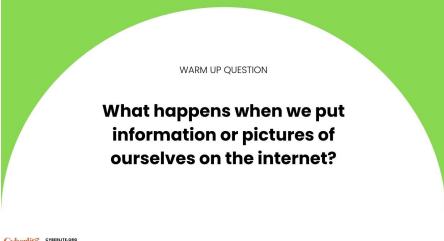


30 minutes

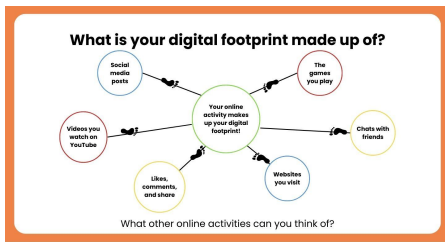
## Key Concepts

- **Digital Footprint:** The record of a person's online activities, including posts, comments, likes, and other interactions that form their online identity.

## Internet Independent Framework

The learning objectives in this workshop are aligned with the Digital Identity pillar of the Internet Independent Framework. Visit [cyberlite.org](https://www.cyberlite.org) for more information.

LESSON SLIDE	WHAT TO SAY OR DO
 <p>Slide 1</p>	<p>Welcome students to the lesson and briefly explain that today's lesson is about their digital footprints.</p>
 <p>Slide 2</p>	<p>Share the lesson objectives of what students will be learning today.</p>
 <p>Slide 3</p>	<p>Start the lesson by discussing what happens when information or photos are posted online. Encourage students to consider the permanence and visibility of online actions.</p>
 <p>Slide 4</p>	<p>Introduce 'digital footprint' and discuss how each online action contributes to this footprint. Use examples like social media posts and comments for illustration.</p>
 <p>Slide 5</p>	<p>Expand on the digital footprint concept, using the analogy of footprints in the sand to show how online actions leave a trace.</p>



Cyberlite © 2023-2024 Cyberlite Books Pte. Ltd. All Rights Reserved.

Slide 6

Explore different elements contributing to a digital footprint, such as social media activity, online gaming, and video viewing habits. Prompt students to think about other online activities that might contribute.

Cyberlite © 2023-2024 Cyberlite Books Pte. Ltd. All Rights Reserved.

Slide 7

Emphasise the role of a digital footprint in shaping online perceptions and its potential future impact, including on education and career opportunities.

Cyberlite © 2023-2024 Cyberlite Books Pte. Ltd. All Rights Reserved.

Slide 8

Provide strategies for managing digital footprints, like considering the implications before posting, sharing positive content, and understanding the enduring nature of online actions.

Cyberlite © 2023-2024 Cyberlite Books Pte. Ltd. All Rights Reserved.

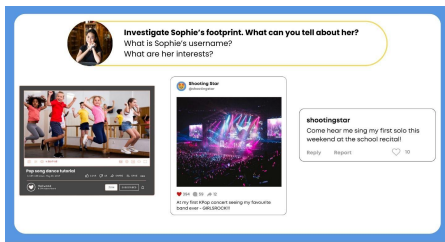
Slide 9

Facilitate this activity where students analyse fictional characters' digital footprints to deduce their interests and behaviours, demonstrating the informativeness of a digital footprint.

Cyberlite © 2023-2024 Cyberlite Books Pte. Ltd. All Rights Reserved.

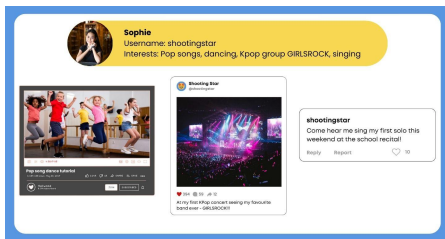
Slide 10

Read out the instructions and encourage active participation from the class.



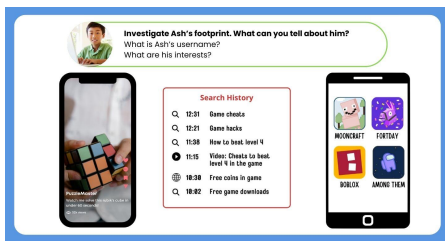
Slide 11

Go through each photo evidence on the screen. Have students identify what Sophie's username is, and what her interests might be.



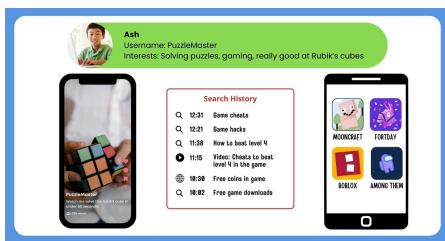
Slide 12

Read the answers in the yellow box. Analyse Sophie's digital identity through a group discussion by asking students whether they think Sophie has used social media in a positive way.



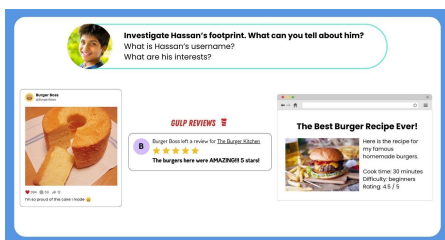
Slide 13

Go through each photo evidence on the screen. Have students identify what Ash's username is, and what his interests might be.



Slide 14

Read the answers in the yellow box. Highlight the "Search History" image and ask students whether Ash is leaving a positive or negative digital footprint behind, as he is searching for dishonest ways to cheat in games.



Slide 15

Go through each photo evidence on the screen. Have students identify what Hassan's username is, and what his interests might be.

**Hassan**  
 Username: BurgerBoss  
 Interests: Burgers, baking, cooking, reviewing restaurants

**GULP REVIEWS**  
 Burger Boss left a review for The Burger Inn.  
 The burgers here were AMAZING! 5 stars!

**The Best Burger Recipe Ever!**  
 Here is the recipe for my famous homemade burgers.  
 Cook time: 30 minutes  
 Official designers rating: 4.5/5

Slide 16

Read the answers in the yellow box. Facilitate a group discussion by paying attention to how Hassan has used online platforms for positive reasons, such as sharing recipes and posting good reviews.

WRAP UP

**What have you learned today?**

Let's reflect on today's lesson.

Slide 17

Lead a reflection on the day's lesson, inviting students to share insights about digital footprints and their plans for managing theirs responsibly.

**Remember This!**

- Your digital footprint is like a permanent record of your online actions, so let's make sure it's a record of positive and responsible choices!
- All your online activities make up your digital footprint, which tells others about your digital identity.
- Remember to only share good posts online, which means positive and kind content.

Slide 18

Reinforce the key message: digital footprints are lasting records of online actions, making it vital to make positive and thoughtful choices.

Well Done!

Slide 19

Applaud the students for completing the lesson and motivate them to continue being cautious about their digital footprints.