

# Positive Digital Citizens

Cyber Safety Lesson Plan (Age 9)

This lesson educates students on the qualities and behaviours of a positive digital citizen, promoting respectful and kind interaction in the online world.

## Learning Objectives

Students will be able to:

- Define the qualities of a positive digital citizen
- Identify and practise good online behaviours.
- Understand the importance of being a positive digital citizen.

## Duration

30 minutes

## Key Concepts


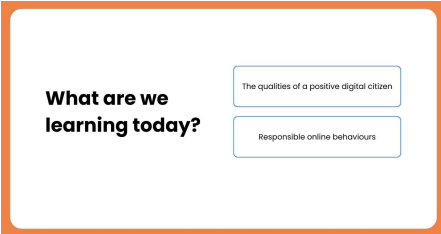
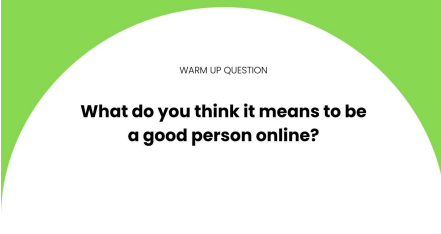


- **Positive Digital Citizen:** Someone who engages responsibly, ethically, and safely in the digital world, contributing positively to online communities.
- **Online Behaviour:** How one acts on the internet, including communication, interactions, and sharing of information.

## What You'll Need

- Paper or notebook
- Pens or pencils
- Stickers or other decorative materials
- Alternatively, the activity can also be completed with a computer with Microsoft Word or Google Docs.

## Internet Independent Framework

The learning objectives in this workshop are aligned with the Digital Identity pillar of the Internet Independent Framework. Visit [cyberlite.org](https://www.cyberlite.org) for more information.

LESSON SLIDE	WHAT TO SAY OR DO
 <p><b>Positive Digital Citizens</b> Exploring our roles as digital citizens</p> <p><small>Cyberlite © 2023-2024</small></p> <p>Slide 1</p>	<p>Welcome students to the lesson and briefly explain that today's lesson is about being positive digital citizens.</p>
 <p><b>What are we learning today?</b></p> <ul style="list-style-type: none"> <li>The qualities of a positive digital citizen</li> <li>Responsible online behaviours</li> </ul> <p><small>Cyberlite © 2023-2024</small></p> <p>Slide 2</p>	<p>Share the lesson objectives of what students will be learning today.</p>
 <p><b>WARM UP QUESTION</b></p> <p><b>What do you think it means to be a good person online?</b></p> <p><small>Cyberlite © 2023-2024</small></p> <p>Slide 3</p>	<p>Ask students what they think it means to be a good person online, stimulating thought on digital citizenship.</p>
 <p><b>Positive Digital Citizen</b></p> <p>Someone who engages responsibly, ethically, and safely in the digital world, contributing positively to online communities.</p> <p><small>Cyberlite © 2023-2024</small></p> <p>Slide 4</p>	<p>Define a positive digital citizen and discuss how being friendly and helpful online makes the digital world a better place.</p>
 <p><b>What is a positive digital citizen?</b></p> <p>A positive digital citizen is someone who uses the internet and technology in a friendly and helpful way.</p> <p>It's like being a good friend both online and offline, and it makes the online world a better place!</p> <p><small>Cyberlite © 2023-2024</small></p> <p>Slide 5</p>	<p>Elaborate on positive digital citizenship, comparing it to being a good friend both online and offline.</p>

**What are good online behaviours?**

Being kind and nice to others online

Helping friends when they need it

Using technology to learn and explore

What other positive behaviours can you think of?

Cyberlite © Cyberlite Books 2023. All Rights Reserved.

Slide 6

Discuss examples of good online behaviour, like kindness and helpfulness, and encourage students to suggest other positive behaviours.

**Why should we be positive digital citizens?**

Being a positive digital citizen helps create a safe and happy online community for everyone.

It's important to treat others on the internet just like we'd want to be treated in real life.

Cyberlite © Cyberlite Books 2023. All Rights Reserved.

Slide 7

Explain why positive digital citizenship is crucial for a safe and happy online community, emphasising empathy and respect.

**Rules to Remember**

- Be kind and respectful when you talk to others online. Use polite words and good manners.
- Think before you post or comment. Make sure your words and actions won't hurt someone's feelings.
- Don't share any personal information to others online, especially with people you don't know in real life.
- Report any mean or worrying things you see online to a trusted adult. Make cyberspace a positive experience for everyone!

Cyberlite © Cyberlite Books 2023. All Rights Reserved.

Slide 8

Go through important online rules, focusing on kindness, thoughtfulness before posting, privacy, and reporting concerns to trusted adults.

ACTIVITY

**My Positive Pledge**

Write a pledge to be a positive digital citizen.

Cyberlite © Cyberlite Books 2023. All Rights Reserved.

Slide 9

Guide students in writing a pledge to be positive digital citizens, outlining behaviours they promise to follow.

**What You'll Need**

- Paper or notebook
- Pens or pencils
- Stickers or other decorative materials

You can also complete this activity with a computer using in Microsoft Word or Google Docs!

Cyberlite © Cyberlite Books 2023. All Rights Reserved.

Slide 10

Hand out the materials needed for this activity.

**Instructions**

Let's create a pledge to be positive digital citizens! This pledge is like making a promise to behave appropriately when you go online.

1. At the top of your paper, write this:

**"I pledge to be a positive digital citizen by..."**

*I pledge to be a positive digital citizen by...*

CyberLITE CyberLITE.org 2023-2024. CyberLITE Books Pte. Ltd. All Rights Reserved.

Slide 11

Start the activity by explaining that a pledge is like making a promise. The pledge students will be creating will be a promise to behave appropriately when they go online.

**Instructions**

2. Think about the behaviours of being a positive digital citizen we've learned today. Write down a list of these behaviours you promise to keep.

Look at this example on the right.

Try and think of at least three more good behaviours!

*I pledge to be a positive digital citizen by...*

- Being kind and nice to others online
- 
- 
- 

CyberLITE CyberLITE.org 2023-2024. CyberLITE Books Pte. Ltd. All Rights Reserved.

Slide 12

Facilitate students to brainstorm different positive behaviours they can pledge to online, starting with the example on screen.

**Instructions**

3. Decorate your pledge and keep it somewhere you'll see often. Remember to sign your name and write down the date when you're finished with the pledge!

*I pledge to be a positive digital citizen by...*

- Being kind and nice to others online
- Helping my friends when they need it.
- Thinking before I post or comment.
- Telling an adult if I see something mean or worrying.

*Signature* Date

CyberLITE CyberLITE.org 2023-2024. CyberLITE Books Pte. Ltd. All Rights Reserved.

Slide 13

Once students have completed their pledges, have them sign and date it. Teachers are encouraged to display this in the classroom or have students stick it in their notebooks where they can be reminded of the pledge daily.

**Group Sharing!**

Share your pledge with the rest of the class.

CyberLITE CyberLITE.org 2023-2024. CyberLITE Books Pte. Ltd. All Rights Reserved.

Slide 14

Allow students to share their pledges with the class, fostering a sense of community and shared responsibility for online behaviour.

WRAP UP

**What have you learned today?**

Let's reflect on today's lesson.

CyberLITE CyberLITE.org 2023-2024. CyberLITE Books Pte. Ltd. All Rights Reserved.

Slide 15

Encourage reflection on what they've learned about being positive digital citizens and why it's important.

**Remember This!**

- Being a positive digital citizen means being a good friend online and helping make the internet a fun and safe place for everyone.
- Be kind and respectful online. Treat others online the same way you'd want to be treated in the real world.
- Don't share any personal information about yourself online, especially with people you don't know.
- Report any mean or worrying things you see online to an adult you trust, like a teacher or parent.

CyberLITE CYBERLITE.ORG  
©2023-2024 CyberLITE Books Pte. Ltd. All Rights Reserved.

Slide 16

Reinforce the key lesson: being a positive digital citizen involves kindness, respect, and safety online, mirroring good real-world behaviour.

Well Done!

CyberLITE CYBERLITE.ORG  
©2023-2024 CyberLITE Books Pte. Ltd. All Rights Reserved.

Slide 17

Praise students for their engagement and encourage them to uphold their pledges in their digital interactions.